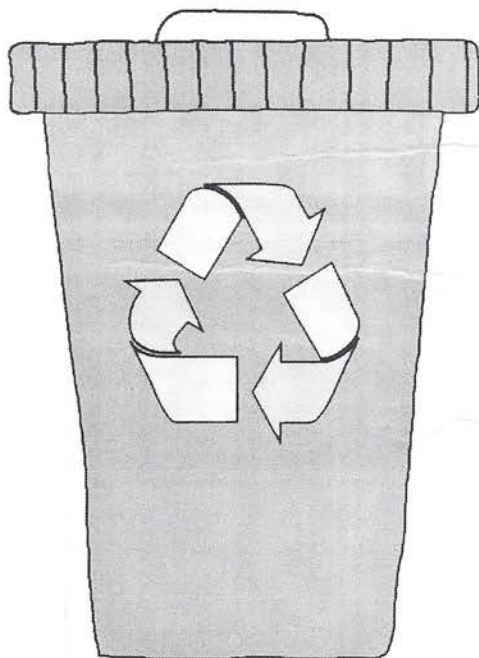


Recyclables Sort & Graph

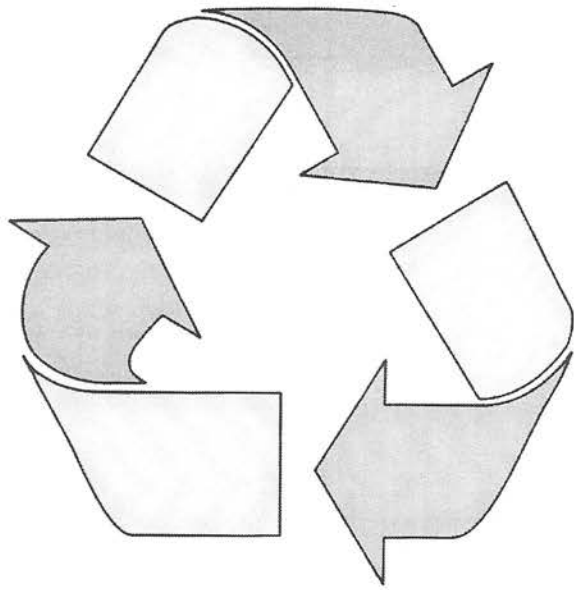


Students may use the sorting labels/mats, graph, and response sheet to sort "real" recyclables, or to sort the clip art recyclables cards.


Created by Kara @ <http://spedventures.blogspot.com/>

Graphics by <https://www.scrappindoodles.com/>
(freebie license ##TPT45098
and <http://www.clker.com/>)

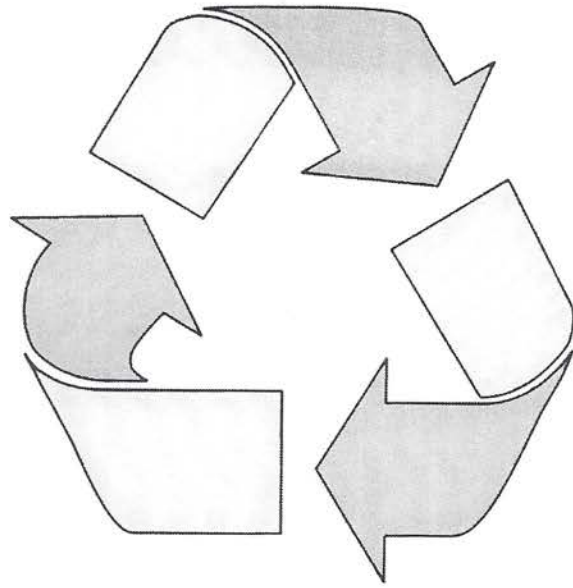
Border by <http://the3amteacher.blogspot.com/>




paper & cardboard



glass



metal



plastic



bleach bottle



lotion bottle




disposable cup



pop bottle




water bottle



box




cereal box



magazine



newspaper



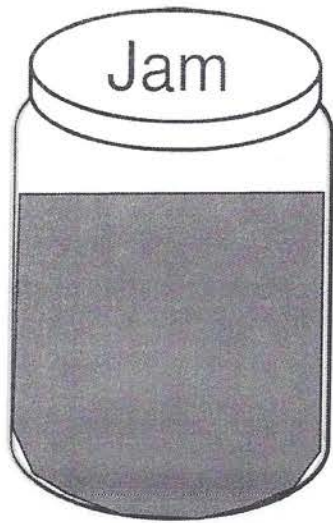
paper



paper bag




bottle



jam jar



vegetable cans



pop can



soup can

Name: _____

1. Use your graph to count how many:

Paper & cardboard: _____

Plastic: _____


Glass: _____

Metal: _____

2. Which had the most? _____

3. Which had the least? _____

4. Were any the same? _____



Recycling Raccoon Addition Mat

Print on card stock and laminate for long term durability.
Cut out the trash cans below and have the students match
to the rag sums.




All Rights Reserved


<http://www.teacherspayteachers.com/Store/Recycling-Raccoon-Bandit>

RECYCLING RACCOON

Addition Matching Mat




3




4




1




5



6




0



2

Reduce, Reuse,
Recycle!
Sight Word Book
FREEBIE



By Karen Jones
mrsjonessclass.blogspot.com

I hope you enjoy this
Earth Day Sight Word Book!

Sight word booklets are designed for:

- *Building knowledge of sight words
- *Reinforcing writing of sight words
- *Building one-to-one word correspondence in reading
- *Gaining reader confidence with predictable text


Students will trace or highlight each sight word, color the pictures, cut, assemble & read. These work great for student book boxes because they help your little ones gain confidence in their reading, with books they had a hand in making.

Colored copies can be laminated and bound for read alouds, or place books in a literacy center and have students trace each word with a dry erase marker and read.

Sight words included in this book:


we

Reduce, Reuse, Recycle!




©KarenJones2013

sight word:
we




We can help protect our Earth
by following the 3 R's.
Reduce, reuse, and recycle!




Reducing means to use things less. We can reduce the amount of water we use.

2



Reusing means to use things again instead of throwing them out. We can reuse bags when we go shopping!

3



Recycling means to make something new out of something old. We can recycle paper, bottles, cans, and cardboard.


4



**Help keep our Earth clean!
We can reduce, reuse, and recycle!**


5

Reduce, Reuse, Recycle!





©KarenJones2013

sight word:
we



We can help protect our Earth
by following the 3 R's.
Reduce, reuse, and recycle!




Reducing means to use things less. We can reduce the amount of water we use.

2



Reusing means to use things again instead of throwing them out. We can reuse bags when we go shopping!

3



Recycling means to make something new out of something old. We can recycle paper, bottles, cans, and cardboard.

4



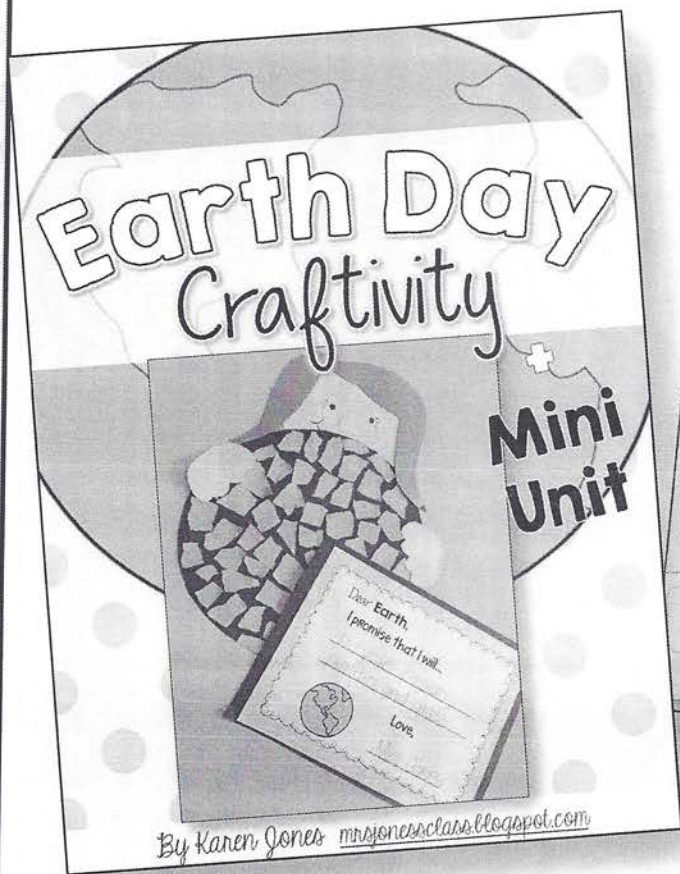


**Help keep our Earth clean!
We can reduce, reuse, and recycle!**


5

Thank you SO much for downloading!
Feedback is greatly appreciated & earns you TPT credits towards future purchases! 😊

If you like this Earth Day Book, you may want to check out the entire unit, my
Mosaic Earth Day Craftivity + Mini Unit!





I use clipart and fonts in my products by:



scrappin
doodles™



First Grade Fancy



MyCuteGraphics

